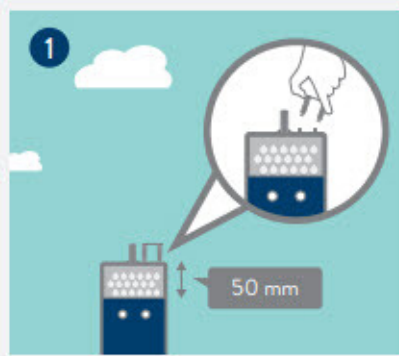


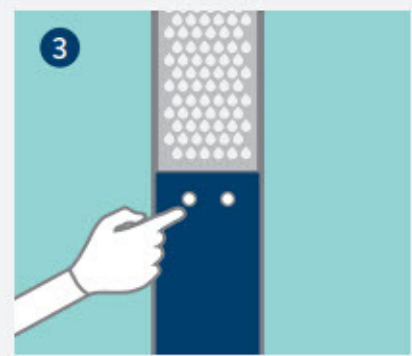
Installation



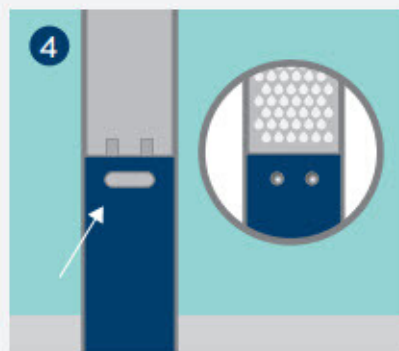
Pull out the inner gray container about 50 millimeters. Then twist off the double pin.



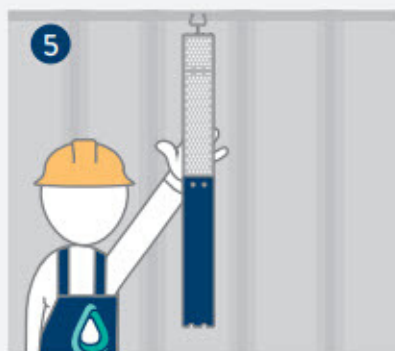
Continue pulling out the inner gray container, which activates the Absorpole.



Match the two holes of the gray and blue parts.



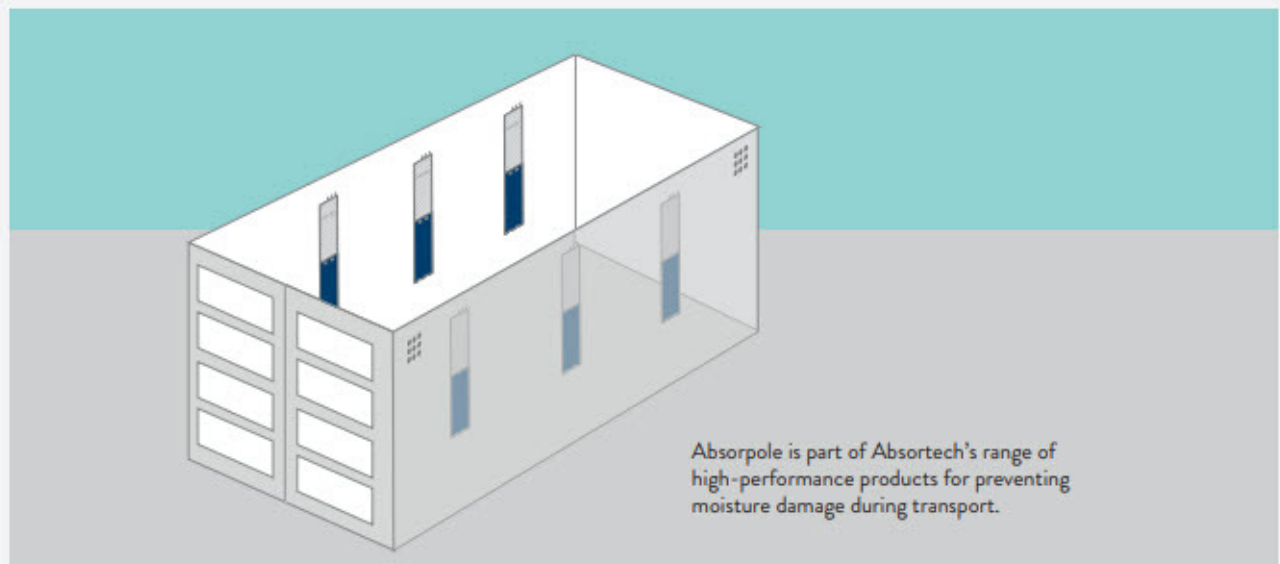
Insert the double pin through the two holes from the back. Push the double pin all the way through until it clicks.



Hang the Absorpole on the container lashing ring.



Press hook downwards until it clicks into position.



Disposal

Absorpole is a single-use product and can be disposed as regular waste. The calcium chloride and gelling agent are non-toxic and the polyethylene (PE) and polypropylene (PE) plastics are recyclable.

Safety

Calcium chloride brine is non-toxic and non-corrosive. It is similar to very salty seawater. In case of contact flush eyes with fresh water. Rinse exposed areas of skin with fresh water. Pro-Ex recommend using gloves and goggles when handling.

