




1



PREPARATION

Get all materials ready (food, oxygen absorbers, Mylar Bags, scoop, gloves).

2



LOADING

Scoop/funnel food into Mylar Bag. Leave 10cm space on top. Gloves are advisable.

3



PARTIALLY SEAL

Partially seal the resealable strip leaving 5cm open.

4



OXYGEN ABSORBERS

Add oxygen absorbers to Mylar bags. Work quickly to re-seal the absorber bag.


5



SEAL

Completely seal the resealable strip, squeezing out as much air as possible.


6



HEAT SEAL

Use clothes iron or Mylar Bag Heat Sealer to fuse sides together free of wrinkles and debris.

7



CHECK

Wait 24 hours before checking seal for leaks. If OK, move to storage location.

